


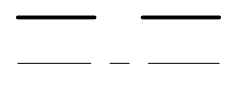
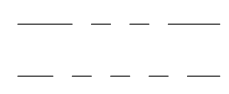
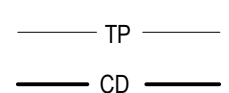
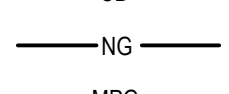

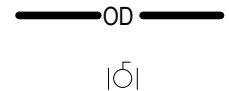
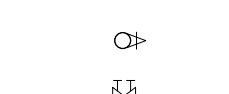
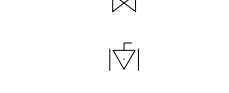
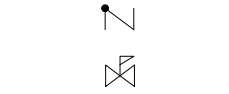
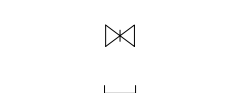
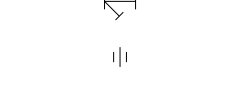
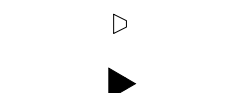



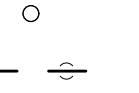
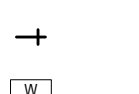


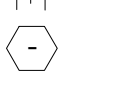
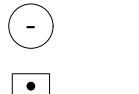
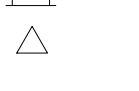


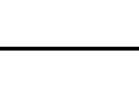






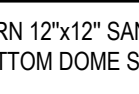














ABBREVIATIONS	
ABBR.	DESCRIPTION
ABV CLG	ABOVE CEILING
AFF	ABOVE FINISHED FLOOR
ARCH	ARCHITECT OR ARCHITECTURAL
B/F	BELOW FLOOR
B/G	BELOW GRADE
CONT	CONTINUATION
DF	DRINKING FOUNTAIN
DWG/DWGS	DRAWING/DRAWINGS
DN	DOWN
(E)	EXISTING
EA	EACH
ELECT	ELECTRICAL
ELEV	ELEVATION
*F	DEGREES FAHRENHEIT
FFE	FINISHED FLOOR ELEVATION
FRL	FILTER, REGULATOR, LUBRICATOR
FT	FEET
FT HD	FEET OF HEAD
GA	GAUGE
GALV	GALVANIZED
GPM	GALLONS PER MINUTE
HD	HEAD
LAV	LAVATORY
MAX	MAXIMUM
MECH	MECHANICAL
MFR	MANUFACTURER
MIN	MINIMUM
N.I.C.	NOT IN CONTRACT
NTS	NOT TO SCALE
OPER	OPERATING
P&TRV	PRESSURE AND TEMPERATURE RELIEF VALVE
SOV	SHUT-OFF VALVE
SQ FT	SQUARE FEET
TYP	TYPICAL
U.O.N.	UNLESS OTHERWISE NOTED
U/G	UNDERGROUND
UR	URINAL
WC	WATER CLOSET
W.C.	WATER COLUMN
V.T.R.	VENT THRU ROOF

PLUMBING LEGEND		
SYMBOL	ABBR.	DESCRIPTION
	W/S	WASTE OR SOIL PIPING BELOW GRADE
	W/S	WASTE OR SOIL PIPING BELOW GRADE
	W/S	WASTE OR SOIL PIPING ABOVE GRADE
	GW	GREASE WASTE PIPING BELOW GRADE
	PW	PUMPED WASTE PIPING ABOVE GRADE
	V	VENT PIPING
	CW	COLD WATER PIPING
	HW	HOT WATER PIPING
	HWR	HOT WATER RETURN PIPING
	TP	TRAP PRIMER LINE
	CD	CONDENSATE DRAIN PIPING
	NG	NATURAL GAS PIPING
	MPG	MEDIUM PRESSURE NATURAL GAS PIPING
	SD	STORM DRAIN
	OD	OVERFLOW DRAIN
	S.O.V.	SHUT-OFF VALVE
		SHUT-OFF VALVE ON RISER
	B.V.	BALANCING VALVE
	P.V.	PLUG VALVE
	C.V.	CHECK VALVE
	P.R.V.	PRESSURE REDUCING VALVE
	BAL	BALANCING VALVE
		STRAINER
		UNION
		REDUCER
		DIRECTION OF FLOW
	F/G C.O.	FLOOR OR GRADE CLEANOUT
	W.C.O.	WALL CLEANOUT
	P.O.C.	POINT OF CONNECTION
		CAP
		PIPE UP
		PIPE DOWN
		HOSE BIB
		WATER METER
		BACKFLOW PREVENTER
		GAS METER
	WHA	WATER HAMMER ARRESTER
		RISER MATCH POINT
		SHEET NOTE
		AUTOMATIC TRAP PRIMER
	CA	COMPRESSED AIR DROP
	B/F	BELOW FLOOR
	B/G	BELOW GRADE
	A/G	ABOVE GRADE
	U.T.R.	UP THROUGH ROOF
<div><div>EQUIPMENT TYPE</div><div></div><div>EQUIPMENT NUMBER</div><div></div></div>		

FIXTURE CONNECTION SCHEDULE							
MARK	DESCRIPTION	MINIMUM PIPE CONNECTION				MANUFACTURER/ MODEL NUMBER	REMARKS
		C.W.	H.W.	WASTE	VENT		
FS-1	FLOOR SINK	-	-	2"	1 1/2"	ZURN 12"x12" SANI-FLORECEPTOR, MODEL# Z1900. PROVIDE WITH BOTTOM DOME STRAINER & 1/2" GRATE. (OR APPROVED EQUAL).	

PLUMBING GENERAL NOTES	
<p>SERVICE HOT WATER SYSTEM REQUIREMENTS:</p> <p>A. ALL PLUMBING FIXTURES, FAUCETS AND SHOWER HEADS SHALL COMPLY WITH CPC MAXIMUM FLOW REQUIREMENTS PER MINUTE (1.8 GPM FOR FAUCETS, 1.8 GPM FOR SHOWER HEADS, 1.28 GPF FOR WATER CLOSETS, 0.125 GPF FOR URINALS). LAVATORY FAUCETS IN RESTROOMS SHALL BE OF THE SELF CLOSING TYPE AND SHALL NOT EXCEED A WATER FLOW OF 0.20 GAL/USE. PROVIDE WITH MIXING VALVE WITH TEMPERATURE SET AT 110° F.</p> <p>B. ALL SERVICE HOT WATER PIPING SHALL BE INSULATED IN ACCORDANCE WITH SECTIONS 120.3, 120.7 & 120.9 OF THE 2022 CALIFORNIA BUILDING ENERGY EFFICIENCY STANDARDS.</p> <p>MATERIALS</p> <p>A. BUILDING DRAIN AND VENT PIPING MATERIALS SHALL COMPLY WITH SECTION 701.0 AND 903.0 OF THE 2022 CALIFORNIA PLUMBING CODE.</p> <p>B. SERVICE HOT AND COLD WATER PIPING MATERIALS SHALL COMPLY WITH SECTION 604.0 OF THE 2022 CALIFORNIA PLUMBING CODE.</p> <p>FLOOR SINKS AND FLOOR DRAINS</p> <p>A. ALL FLOOR SINKS SHALL BE USED FOR A.C. CONDENSATE, P & T RELIEF VALVES, AND EQUIPMENT DRAINS ONLY. NO OTHER USES SHALL BE ALLOWED UNLESS APPROVED BY LOCAL BUILDING DEPARTMENT.</p> <p>B. ALL FLOOR SINKS AND FLOOR DRAINS SHALL BE EQUIPPED WITH AN AUTOMATIC TRAP PRIMER.</p> <p>C. FLOOR DRAINS SHALL COMPLY WITH THE APPLICABLE STANDARDS REFERENCED IN CHAPTER 4, SECTION 418.0, TABLE 1401.1.1 OF THE 2022 CALIFORNIA PLUMBING CODE.</p> <p>VENTS</p> <p>A. EACH PLUMBING FIXTURE TRAP SHALL BE PROTECTED AGAINST SIPHONAGE AND BACKPRESSURE, AND AIR CIRCULATION SHALL BE ENSURED THROUGHOUT ALL PARTS OF THE DRAINAGE SYSTEM BY MEANS OF VENT PIPES INSTALLED IN ACCORDANCE WITH CHAPTER 9 OF THE 2022 C.P.C.</p> <p>B. VENTS MUST RISE A MINIMUM 6" ABOVE THE FLOOD LEVEL RIM OF THE FIXTURES THEY SERVE BEFORE OFFSETTING HORIZONTALLY.</p> <p>CROSS CONNECTION PROTECTION</p> <p>A. CROSS CONNECTION PROTECTION SHALL BE PROVIDED AT ALL POTABLE WATER SUPPLIED APPLIANCES AND EQUIPMENT PER SECTION 603.0 OF THE 2022 C.P.C.</p> <p>B. A WATER HEATER PRESSURE AND TEMPERATURE RELIEF DRAIN THAT TERMINATES OUTSIDE THE BUILDING SHALL COMPLY WITH SECTION 608.5 OF THE 2022 C.P.C.</p> <p>C. PROVIDE NON-REMOVABLE VACUUM BREAKERS ON ALL HOSE BIBBS.</p>	

CONSTRUCTION NOTES	
<p>1. ALL ROUTING IS DIAGRAMMATIC. ACCOUNT FOR FIELD CONDITIONS DURING CONSTRUCTION. COORDINATE RISERS WITH ACTUAL WALL LOCATIONS.</p> <p>2. PRIOR TO UTILIZATION OF NEWLY CONSTRUCTED OR ALTERED POTABLE WATER PIPING SYSTEMS, ALL AFFECTED POTABLE WATER PIPING SHALL BE DISINFECTED USING PROCEDURES PRESCRIBED IN CALIFORNIA PLUMBING CODE SECTIONS 609.9(1) THROUGH 609.9(4).</p> <p>3. DIELECTRIC UNIONS SHALL BE USED AT ALL POINTS OF CONNECTION WHERE THERE IS A DISSIMILARITY OF METALS. 2022 CPC 605.15.</p> <p>4. A SLOPE OF NOT LESS THAN 1/8 INCH PER FOOT OR 1% IS PROVIDED FOR DRAINAGE PIPING 4" OR LARGER ONLY WHERE IT IS IMPRACTICAL DUE TO THE DEPTH OF THE STREET SEWER, TO THE STRUCTURAL FEATURES, OR TO THE ARRANGEMENT OF A BUILDING OR STRUCTURE TO OBTAIN A SLOPE OF 1/4 INCHES PER FOOT OR 2% AND THAT IS SUBJECT TO THE CITY OF SAN DIEGO PLUMBING FIELD INSPECTOR'S APPROVAL.</p> <p>5. ALL SOLDER SHALL BE LEAD-FREE. ALL FLUX SHALL BE WATER SOLUBLE.</p> <p>6. SUBMITTALS: APPROVAL OF SUBMITTALS DOES NOT RELEASE THE CONTRACTOR FROM OBLIGATIONS TO FULLY COMPLY WITH ALL REQUIREMENTS OF THE CONSTRUCTION DOCUMENTS OR APPLICABLE CODE REQUIREMENTS/OBLIGATIONS.</p> <p>7. PROVIDE SHUTOFF VALVES PER CPC 606 AND 606.3.</p> <p>8. ALL FLOOR DRAINS OR SIMILAR TRAPS DIRECTLY CONNECTED TO THE DRAINAGE SYSTEM AND SUBJECT TO INFREQUENT USE SHALL BE PROVIDED WITH AN APPROVED MEANS OF MAINTAINING THEIR WATER SEALS.</p>	


PIPE MATERIALS SCHEDULE	
<u>SANITARY WASTE & VENT (ABOVE GRADE)</u>	CISPI STANDARD, SERVICE WEIGHT CAST IRON, NO-HUB FITTINGS WITH NEOPRENE GASKETS & STAINLESS STEEL BANDS. (DOMESTIC MANUFACTURED)
<u>SANITARY WASTE & VENT (BELOW GRADE)</u>	SCHEDULE 40 PVC PIPE & FITTINGS WITH SOLVENT WELD JOINTS.
<u>DOMESTIC HOT & COLD WATER PIPING (ABOVE GRADE)</u>	TYPE "L" HARD DRAWN, COPPER PIPE & FITTINGS WITH LEAD FREE SOLDER JOINTS. (HOT WATER PIPING INSULATED AS FOLLOWS: 1/2" PIPE (1/2" INSULATION); 3/4" PIPE (1" INSULATION); 1"-1 1/2" PIPES (1 1/2" INSULATION; 2" PIPES AND LARGER (2" INSULATION).) PIPING TO BE VIBRATION ISOLATED AT ALL SUPPORT POINTS
<u>DOMESTIC COLD & HOT WATER PIPING (BELOW GRADE)</u>	TYPE "K" COPPER PIPE & FITTINGS WITH SILVER BRAZED JOINTS. P.E. TAPE WRAPPED. (HOT WATER PIPING INSULATED AS FOLLOWS: 1/2" PIPE (1/2" INSULATION); 3/4" PIPE (1" INSULATION); 1"-1 1/2" PIPES (1 1/2" INSULATION; 2" PIPES AND LARGER (2" INSULATION).)
<u>CONDENSATE PIPING (ABOVE GRADE)</u>	TYPE "M" HARD DRAWN, COPPER PIPE & FITTINGS WITH 95% SOLDER JOINTS.

APPLICABLE CODES	
<ul style="list-style-type: none">2022 CALIFORNIA ADMINISTRATIVE CODE (CAC) PART 1, TITLE 24, CALIFORNIA CODE OF REGULATIONS (CCR)2022 CALIFORNIA BUILDING CODE (CBC) PART 2, TITLE 24, CCR2022 CALIFORNIA ELECTRICAL CODE (CEC) PART 3, TITLE 24, CCR(2020 NEC AND 2007 CALIFORNIA AMENDMENTS)2022 CALIFORNIA MECHANICAL CODE (CMC) PART 4, TITLE 24, CCR (2006 UMC AND 2007 CALIFORNIA AMENDMENTS)2022 CALIFORNIA PLUMBING CODE (CPC) PART 5, TITLE 24, CCR (2006 UPC AND 2007 CALIFORNIA AMENDMENTS)2022 CALIFORNIA FIRE CODE (CFC) PART 9, TITLE 24, CCR (2006 IFC AND 2007 CALIFORNIA AMENDMENTS)	

PLUMBING NOTES	
<p>1. ALL HORIZONTAL SOIL, WASTE, AND STORM DRAIN PIPING SHALL BE SLOPED AT MINIMUM 1/4" PER FOOT UNLESS OTHERWISE NOTED.</p> <p>2. SUPPORT HORIZONTAL LINES OF COPPER TUBING WITH HANGERS SPACE NOT MORE THAN 6 FEET, CENTER TO CENTER FOR ALL PIPE SIZES. ALL PIPES SHALL BE SUPPORTED AT ELBOWS, BRANCHES AND RISERS.</p> <p>3. SUPPORT HORIZONTAL CAST IRON SOIL PIPE WITH HANGER, OR PIER, TWO FOR EACH 5 FOOT PIPE LENGTH. LOCATE SUPPORT CLOSE TO JOINTS EXCEPT PIPE EXCEEDING 5 FEET IN LENGTH SHALL BE SUPPORTED AT NO MORE THAN 5 FOOT INTERVALS. SUPPORTS SHALL BE LOCATED ON BOTH SIDES OF ALL JOINTS AND WITHIN 6" OF THE JOINT.</p> <p>4. ALL DOMESTIC COLD WATER PIPES LOCATED ON THE ROOF OR OTHER LOCATIONS EXPOSED TO DIRECT SUNLIGHT SHALL BE INSULATED.</p> <p>5. ALL PIPE INSULATION EXPOSED TO WEATHER OR EXPOSED WITHIN 7'-0" ABOVE THE FINISHED FLOOR SHALL BE PROVIDED WITH 0.016" THICK ALUMINUM JACKETING.</p> <p>6. DISINFECT NEW WATER PIPING PER UPC 609.9.</p>	

PLUMBING SHEET INDEX	
SHEET NUMBER	SHEET TITLE
P0.0	LEGENDS, NOTES, SCHEDULES & ABBREVIATIONS
P4.1	ENLARGED NEW FLOOR PLANS
P5.0	DETAILS

DSA




1455 Frazee Rd., Suite 600
San Diego, CA 92108
ph 619.232.4673
www.coffman.com

CONSULTANT


FOR DSA REVIEW ONLY - NOT FOR CONSTRUCTION

CONSULTANT



obr
ARCHITECTURAL ART EVENT

ARCHITECT/CONSULTANT



SAN DIEGO UNIFIED SCHOOL DISTRICT

BOARD OF EDUCATION

PREPARED FOR THE

obd/ARCHITECTURE

2419 EL CAJON BLVD, SAN DIEGO, CA 92104

PREPARED BY THE

LEGENDS, NOTES, SCHEDULES & ABBREVIATIONS

SAN DIEGO UNIFIED SCHOOL DISTRICT
KITCHEN MODIFICATIONS GROUP 6

CLAIREMONT HIGH SCHOOL

4150 LITE DR, SAN DIEGO, CA 92117

BID SET

PROJECT NO.

SDUF-006

DATE

04/12/25

REVISIONS

SHEET NO.

P0.0